

muRata Inductor Data Sheet

LQG15HS27NJ02#

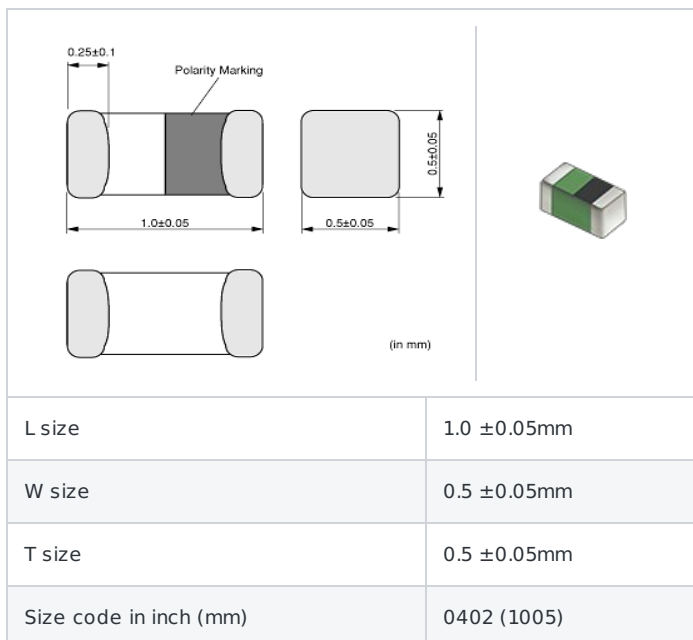
"#" indicates a package specification code.



< List of part numbers with package codes >

LQG15HS27NJ02D , LQG15HS27NJ02J , LQG15HS27NJ02B

Shape



References

Packaging code	Specifications	Minimum quantity
D	φ 180mm Paper taping	10000
J	φ 330mm Paper taping	50000
B	Packing in bulk	1000

Mass (Typ.)	
1 piece	0.001g

Specifications

Inductance	27nH ±5%
Inductance test frequency	100MHz
Rated current (Itemp) (Based on Temperature rise)	350mA
Max. of DC resistance	0.46Ω
Q (min.)	8
Q test frequency	100MHz
Self resonance frequency (min.)	1700MHz
Operating temperature range (Self-temperature rise is not included)	-55~125°C

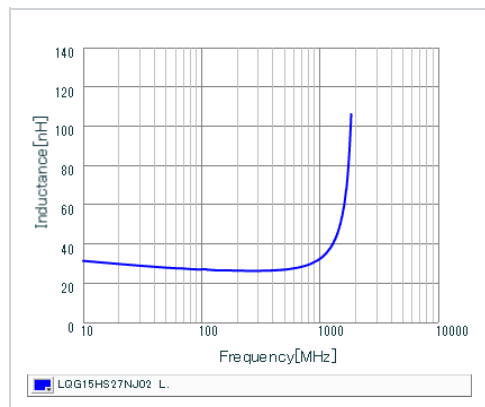
1 of 2

Attention

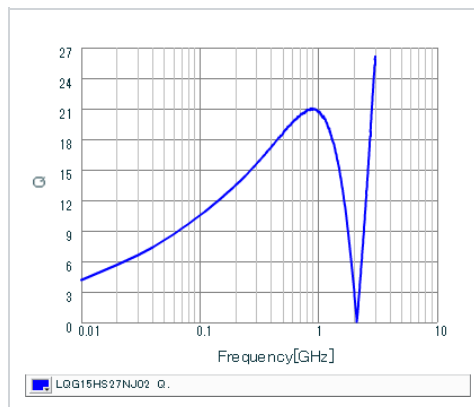
- 1.This datasheet is downloaded from the website of Murata Manufacturing Co., Ltd. Therefore, it's specifications are subject to change or our products in it may be discontinued without advance notice. Please check with our sales representatives or product engineers before ordering.
- 2.This datasheet has only typical specifications because there is no space for detailed specifications. Therefore, please review our product specifications or consult the approval sheet for product specifications before ordering.

Chart of characteristic data (The charts below may show another part number which shares its characteristics.)

" Inductance-Frequency characteristics (Typ.)



" Q-Frequency characteristics (Typ.)



⚠ Attention

- 1.This datasheet is downloaded from the website of Murata Manufacturing Co., Ltd. Therefore, it's specifications are subject to change or our products in it may be discontinued without advance notice. Please check with our sales representatives or product engineers before ordering.
- 2.This datasheet has only typical specifications because there is no space for detailed specifications. Therefore, please review our product specifications or consult the approval sheet for product specifications before ordering.